



# POP Mortgage Bank Investor Presentation

August 2022

# Executive summary

## Key investment highlights on POP Bank Group

Strong Capital Position	Low Risk Loan Book
Well Capitalised Ownership	Cover Pool: 100% Finnish Residentials Mortgage Loans
Growing Mortgage Business	Strong Capital Adequacy

## Transaction summary

Inaugural Covered Bond
Issued under POP Mortgage Bank's EUR 1bn Programme for the issuance of Covered Bonds
EUR Sub-benchmark (LCR 2A)
Preliminary rating by S&P (AAA)

# Agenda

1	Introduction to the POP Bank Group	04
2	Strategy and operations	10
3	Key financials	14
4	Lending and funding	20
5	Operating environment	26
6	POP Mortgage Bank	33
7	Contemplated transactions	40

## Appendices

A	Appendix	43
---	----------	----

	Disclaimer	48
--	------------	----


# Introduction to the POP Bank Group

# Summary of the POP Bank Group

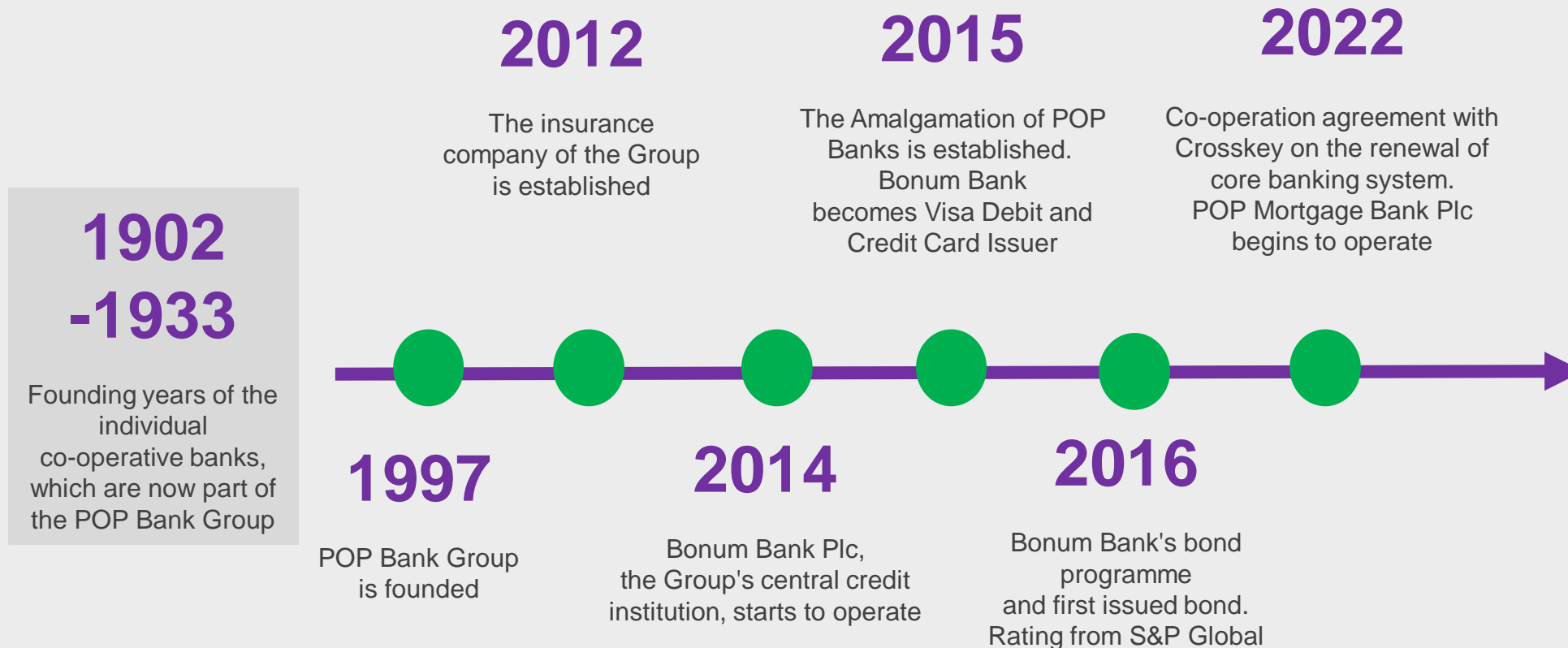
## Group today

- The POP Bank Group is a Finnish financial group that offers retail banking services for private customers and SMEs, in addition to providing private customers with non-life insurance services.
- Network of 19 banks with 70+ bank offices across the country.
- Highest private and corporate customer satisfaction in the Nordic countries (EPSI Rating 2021)
- Very strong capital position: target to maintain CET1 Ratio > 17.5%
- Investment grade rating: BBB (S&P Global) with stable outlook. Rated entity is POP Bank Group, rating is given to Bonum Bank Plc
- Low risk and diversified loan portfolio
- 92% of loan portfolio with residential or other real estate collateral
- Rapidly growing and fully digital insurance business driving new customer acquisition

## Financial performance 2021

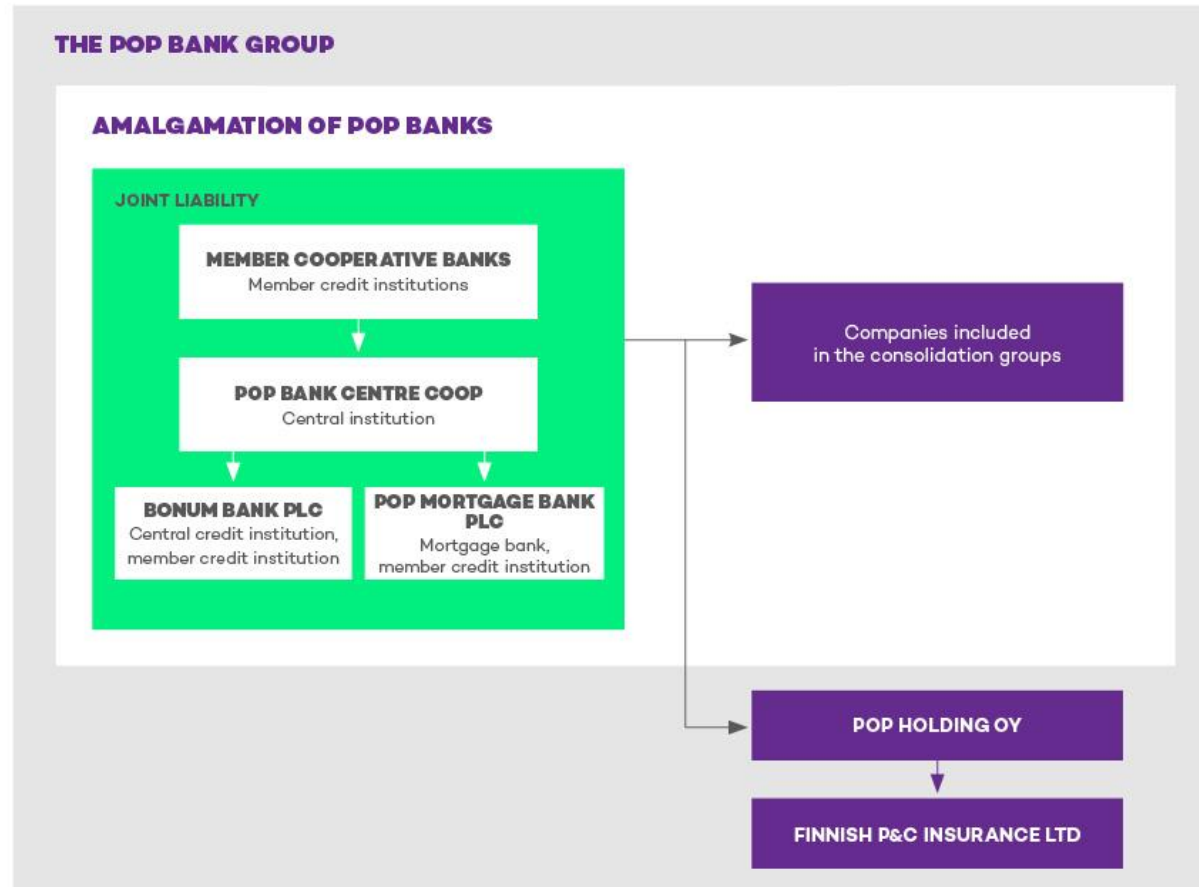


# POP Bank Group's timeline



# The ownership structure of the POP Bank Group and the amalgamation

## POP BANK GROUP STRUCTURE



The POP Bank Group consists of the member cooperative banks (POP Banks) of the POPC (POP Bank Centre coop), the POPC and organizations under their control. POPC, the central institution, is responsible for the group steering and supervision in accordance with the Act on the Amalgamation of Deposit Banks

POPMB (POP Mortgage Bank Plc) acts as the mortgage bank and a member cooperative bank of the POP Bank Group.

The POP Bank Centre coop has a 100% ownership of POPMB. POPMB falls within the joint liability of the POP Bank Group.

Bonum Bank Plc (Bonum) steers issue activities of POPMB based on the funding plan of the Amalgamation

From the point of view of competition law, the Amalgamation of POP Banks acts as a single undertaking.

Each member credit institution has individually consented to give the POPC controlling power over its business activities as defined in the general principles.

As a subsidiary of the POPC, the Board of Directors of POPMB accepts the amalgamation's principles and management system, on which the controlling power of the POPC is based.

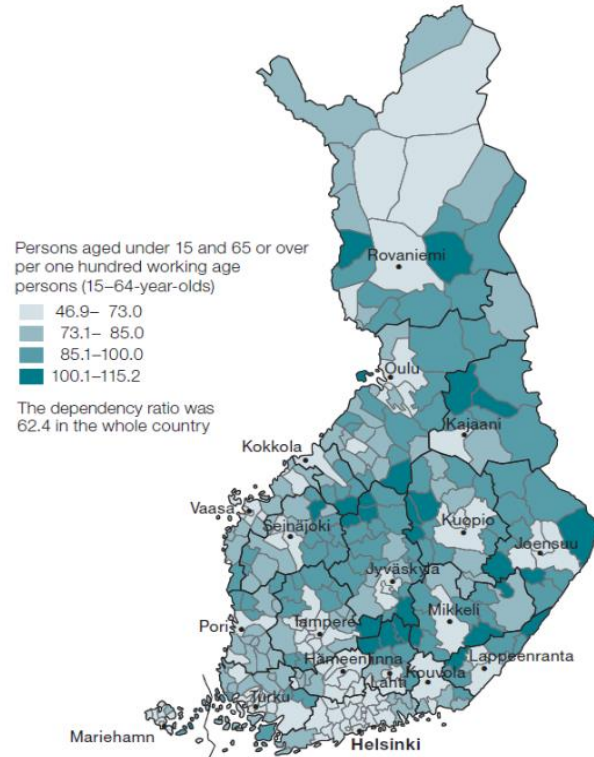
# The amalgamation of POP Banks

The amalgamation structure enables a single point of access to funding, internal bank and cost-efficient operations

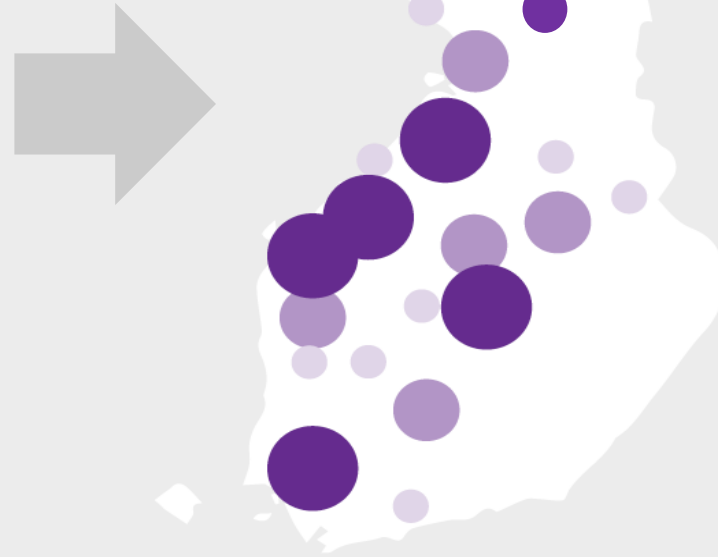
<b>Amalgamation</b>	POP Banks established an amalgamation, as defined in the Act on the Amalgamation of Deposit Banks (599/2010), on 31 December 2015.
<b>Central Institution's role</b>	<p>As the central institution, POP Bank Centre coop is obliged to supervise and instruct the member banks according to the Act. Responsibilities include (among others):</p> <ul style="list-style-type: none"><li>• Risk Management</li><li>• Corporate Governance</li><li>• Liquidity and Capital Adequacy</li><li>• Internal Auditing</li></ul>
<b>Joint Liability</b>	<p>POP Bank Centre coop (the central institution) and all member banks (19 POP Banks, Bonum Bank PLC and POP Mortgage Bank PLC) are jointly liable for each other's debt.</p> <p>If a member bank fails to meet its obligations, a creditor may demand payment from POP Bank Centre coop. Other member banks are obliged to participate in the central institution's supporting actions.</p>
<b>Capital Ratio</b>	POP Bank Centre coop is, as the central institution, responsible for the group's joint capital ratio.

# POP Banks in Finland

Demographic dependency ratio by municipality, 2021



**75**  
Locations  
and digital concepts  
to provide service  
nationally



POP Bank's network is located in the demographically vital regions around growth centres of Western, Central and Southwestern Finland. Less exposure to Eastern Finland.

The e-bank branch concepts serve customers across the country.



**255,300**

Bank Customers with Services

**178,700**

Insurance Customers

\*6/2022

# Strategy and operations

# POP Bank Group's mission, values and strategy

## The Mission & Values

Our mission is to promote financial well-being and prosperity, as well as local success.

Our values are swiftness, profitability, responsibility, bold renewal and customer orientation

## The Vision

POP Bank provides personal and digital services, offering the highest level of customer satisfaction and a rapid decision-making process. The bank maintains high capital ratio and grows profitably faster than the market.

## The Strategy

The POP Bank Group offers best customer satisfaction and high availability both in branch offices and digital channels. We focus on personal and fully digital customer experience and growth of SME corporate segment as well as shifting the focus of operations to growth areas.

## Long-Term strategic targets

---

The Group's Cost-to-income ratio

60%

Profit before tax per assets

0.7%

Private and corporate customer satisfaction

1.

CET1 Capital ratio

17.5%

# Focus areas

## Group structure

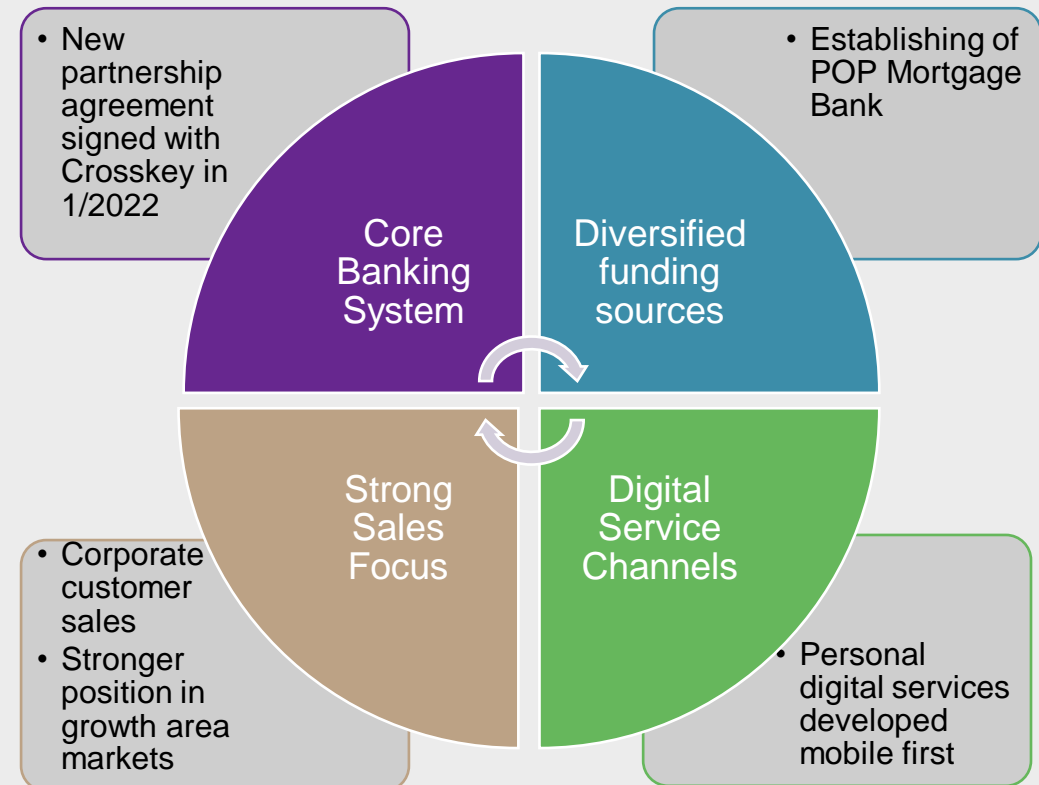
POP Bank Group agreed on single-operator status in 2021. This provides the POP Bank Centre coop with steering power over the member banks' business decisions, such as pricing, product selection and areas of operation.

## Core Banking System Reform

POP Bank Centre coop signed in January 2022 a co-operation agreement with Crosskey on the renewal of its core banking system. POP Bank Centre is anticipating to introduce the new core banking system during 2025. The co-operation agreement has no immediate effect on the daily banking services offered by the Bank.

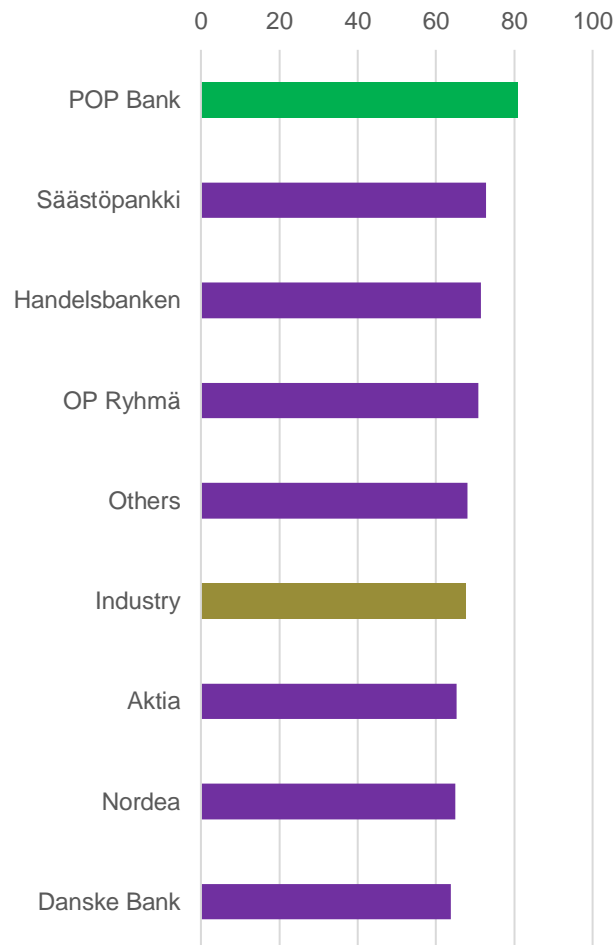
## Digital services

Strong digital development emphasis; highly ranked mobile bank app, widely used authentication app, web meeting concept, digitalised housing loan process

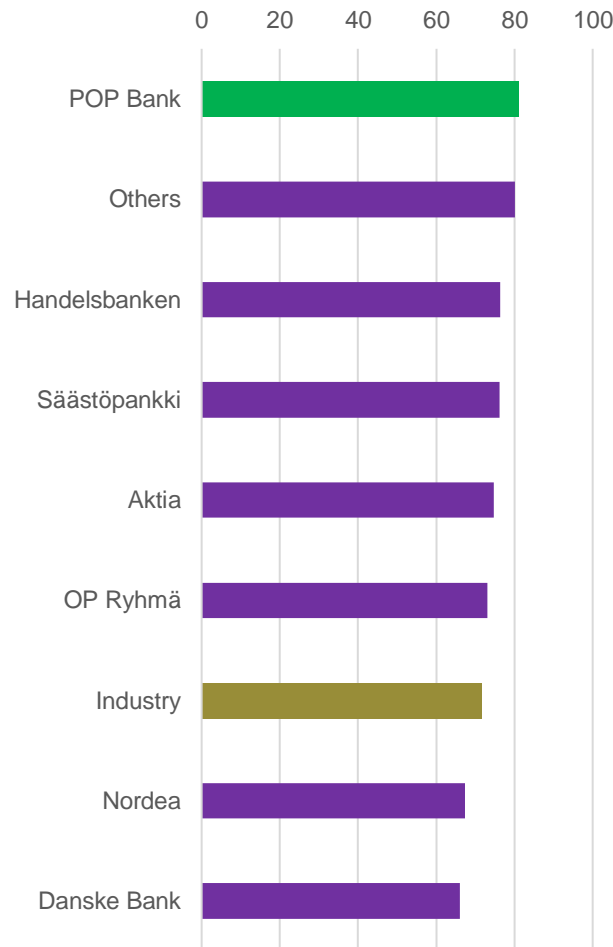


# Leading position in customer satisfaction

Business Customer Satisfaction Rating  
by EPSI Rating 2021



Private Customer Satisfaction Rating by EPSI  
Rating 2021



POP Bank has the most satisfied customers in Finland and in the Nordic countries 2011–2013 and 2015–2021 by independent 3<sup>rd</sup> party study, EPSI Rating.

POP Bank participated to B2B study for the first time in 2021.

# Key financials

# POP Bank Group key figures 1-12/2021



Cost to income ratio  
68.8%



Loan to deposit  
100.5%



Equity ratio  
10.3%

Equity capital  
553 mEUR



Return on equity,  
ROE  
6.9%



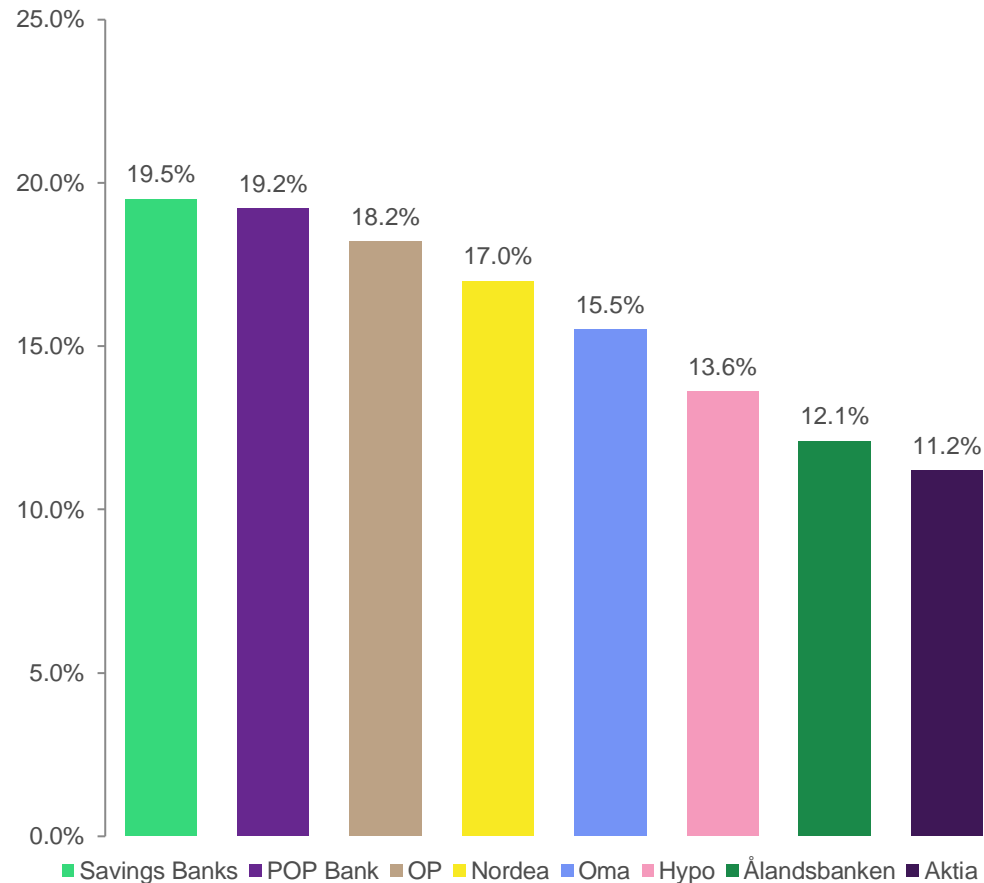
Return on assets,  
ROA  
0.7%



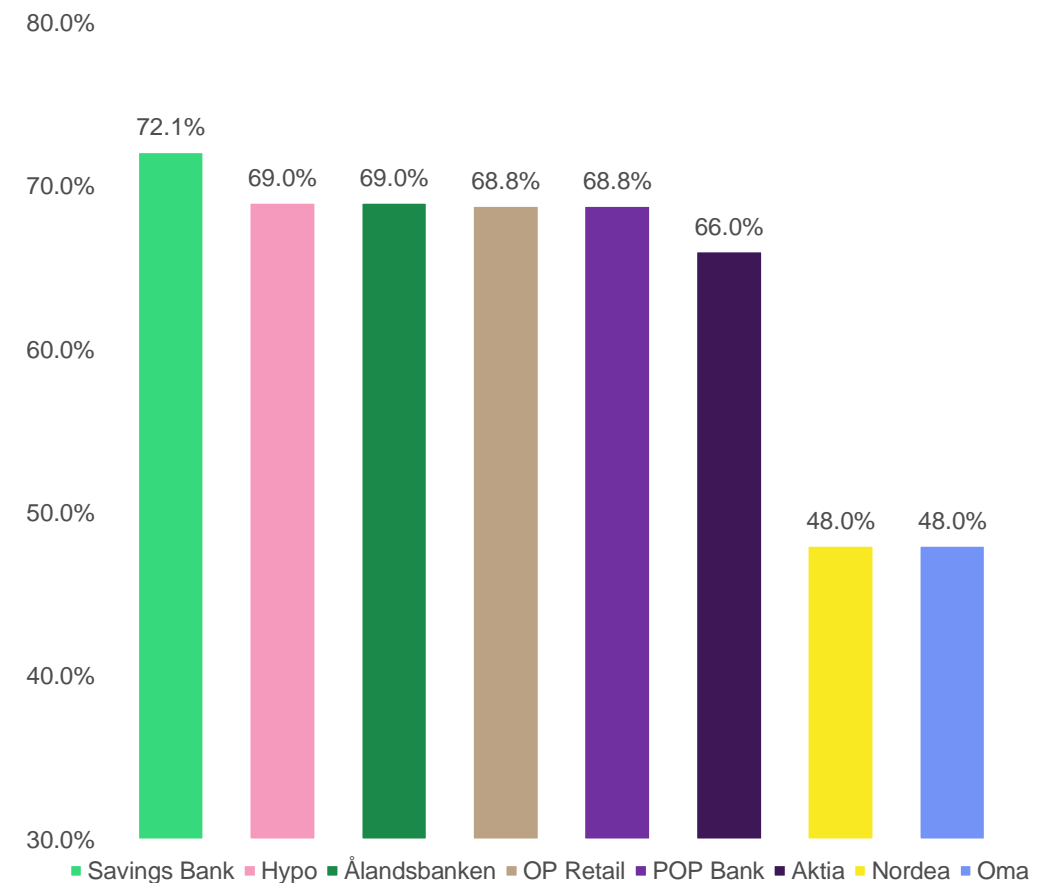
CET 1 Capital Ratio  
19.2%

# Strong capital position and improving efficiency

CET1



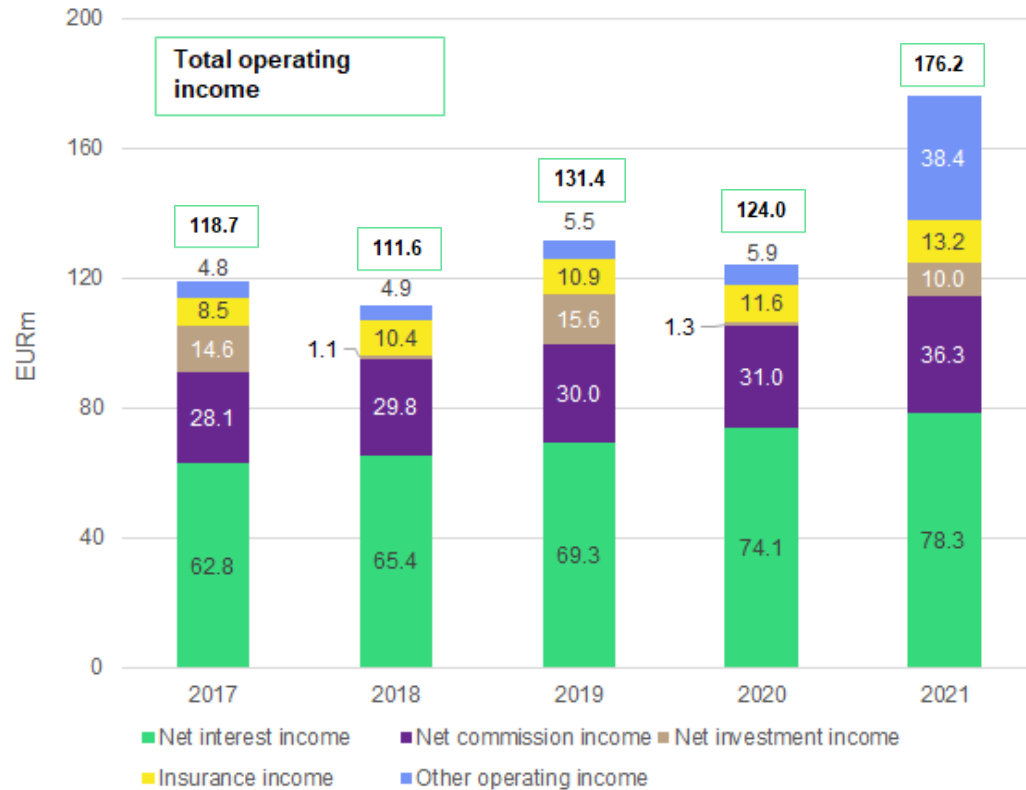
Cost / Income -ratio



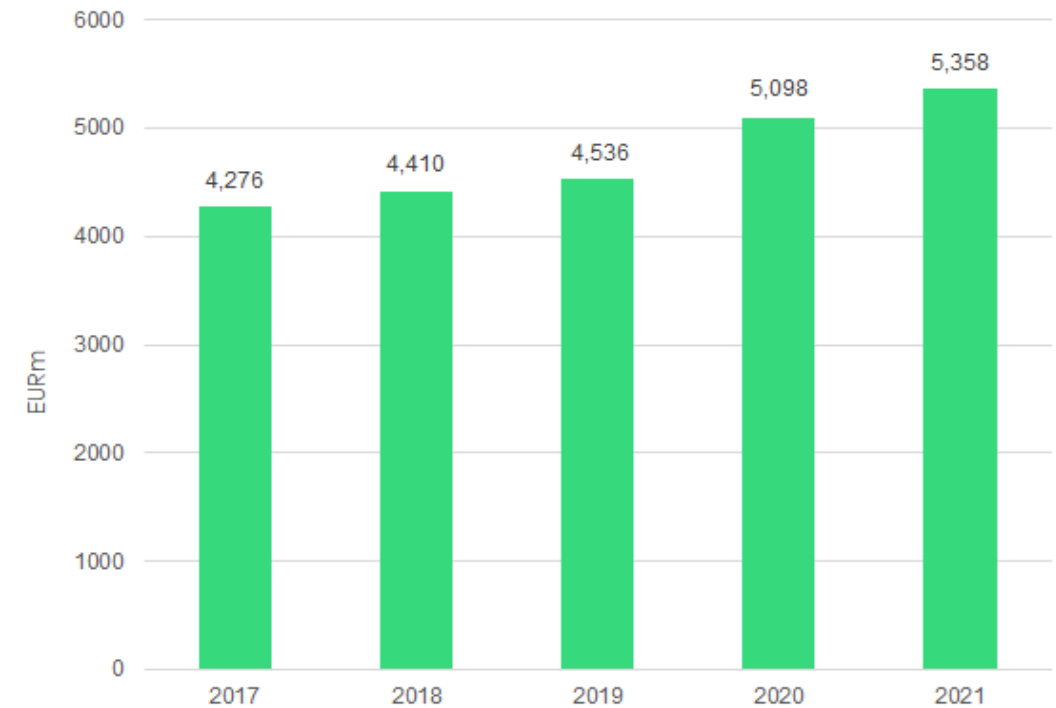
POP Bank's cost/income ratio decreased by 18% in 2021 vs 2020

# Stable growth and increased operating income

## Operating income – POP Bank Group



## Total assets – POP Bank Group



# POP Bank Group's key financials

Satisfied customers, profitable and well-capitalised bank business and rapidly growing digital insurance business

Banking Segment			
	2019	2020	2021
Deposits	EUR 3.7bn	EUR 4.1bn	EUR 4.2bn
Loans	EUR 3.6bn	EUR 3.9bn	EUR 4.2bn
Profit before tax	EUR 23.8m	EUR 11.3m	EUR 40.4m
CET1 ratio *)	19.8%	19.9%	19.2%
Total capital ratio *)	19.9%	19.9%	19.2%
Customers	252,000	253,700	256,300
Insurance segment			
	2019	2020	2021
Insurance premium	EUR 42.5m	EUR 43.1m	EUR 45.8m
Total operating income	EUR 12.5m	EUR 12.5m	EUR 15.6m
Operating loss	EUR 1.5m	EUR 2.4m	EUR 5.0m
Operating Expenses	EUR 11.0m	EUR 10.0m	EUR 10.6m
Loss Ratio	74.3%	73.1%	71.2%
Customers	143,000	156,500	171,600
POP Bank Group (Banking, Insurance, other functions)			
	2019	2020	2021
Balance sheet	EUR 4.5bn	EUR 5.1bn	EUR 5.4bn
Profit before tax	EUR 26.1m	EUR 12.9m	EUR 44.7m

# POP Bank Group rating – 'BBB/A-2'

<b>Finnish banks (anchor rating)</b>	<b>a-</b>
<ul style="list-style-type: none"><li>• Capital &amp; Earnings (very strong)<ul style="list-style-type: none"><li>• Very strong capitalization</li></ul></li></ul>	<b>+2</b>
<ul style="list-style-type: none"><li>• Liquidity &amp; Funding (adequate)<ul style="list-style-type: none"><li>• Stable customer deposit base</li><li>• Adequate liquidity buffers</li></ul></li></ul>	<b>0</b>
<ul style="list-style-type: none"><li>• Risk position (moderate)<ul style="list-style-type: none"><li>• Regional concentration</li><li>• Concentration mitigated by sound collateralization and moderate loan sizes</li></ul></li></ul>	<b>-1</b>
<ul style="list-style-type: none"><li>• Business position (weak)<ul style="list-style-type: none"><li>• Only in Finnish retail &amp; SME sectors</li><li>• Weak position in growth centers</li><li>• Non-life insurance business still small</li></ul></li></ul>	<b>-2</b>
<ul style="list-style-type: none"><li>• Additional: Weaker earnings profile compared to peers</li></ul>	<b>-1</b>
<b>POP Bank Group credit rating</b>	<b>BBB (STABLE)</b>

## Major rating factors (from S&P)

### Strengths

- Very strong capitalization, which offers a robust buffer to absorb potential losses
- A solid cooperative business model
- Sound regional franchise in selected rural areas

### Weaknesses

- Concentrated business operations focused on lending to individuals and small and midsize enterprises
- Weak earnings and cost efficiency

# Key figures of the period of 1-6/2022



Profit before tax

**3.7**

EUR million



Operating income

**67.6**

EUR million



Loan portfolio

**4.4**

EUR billion



Net interest income

**40.7**

EUR million



CET 1 capital ratio

**19.6%**



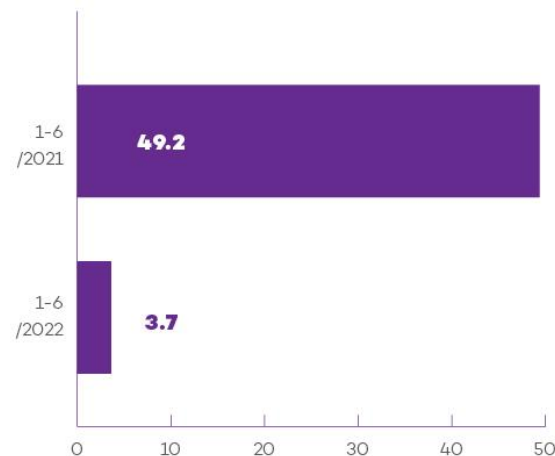
Customers in total

**434,000**

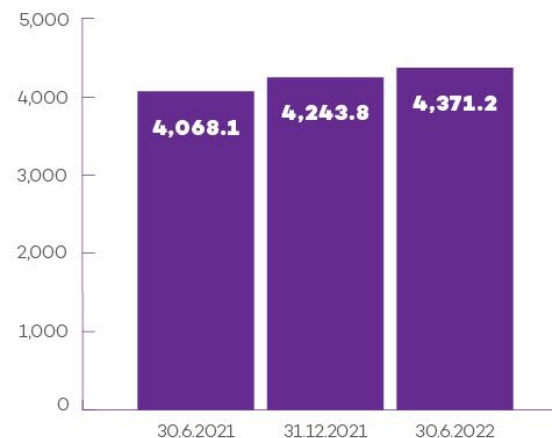
# Key figures of 1-6/2022 continue

Termination of the core banking system reform project, which was started in 2019, and the underlying agreement had a positive effect of EUR 25.7 million on profit before taxes for comparison period.

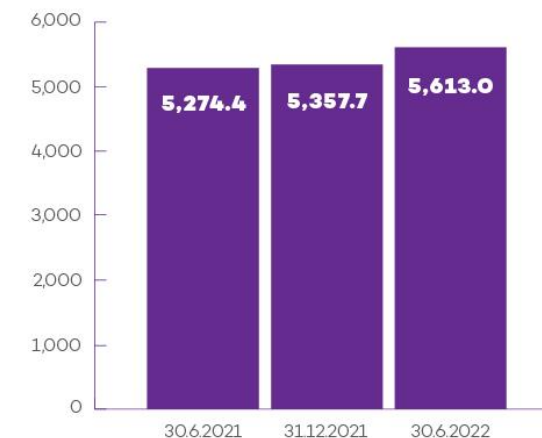
PROFIT BEFORE TAX, EUR MILLION



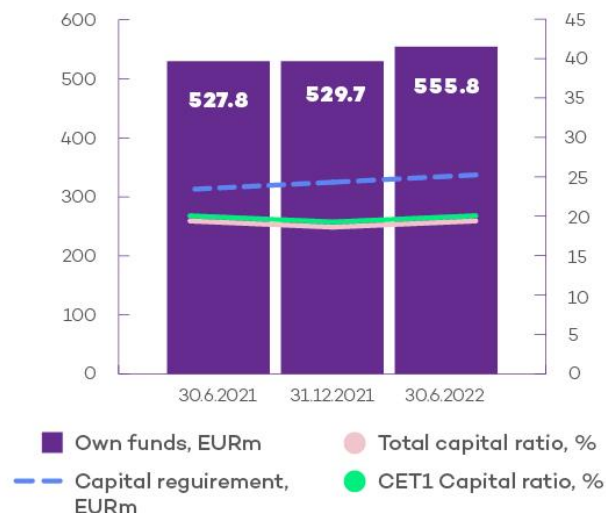
LOAN PORTFOLIO, EUR MILLION



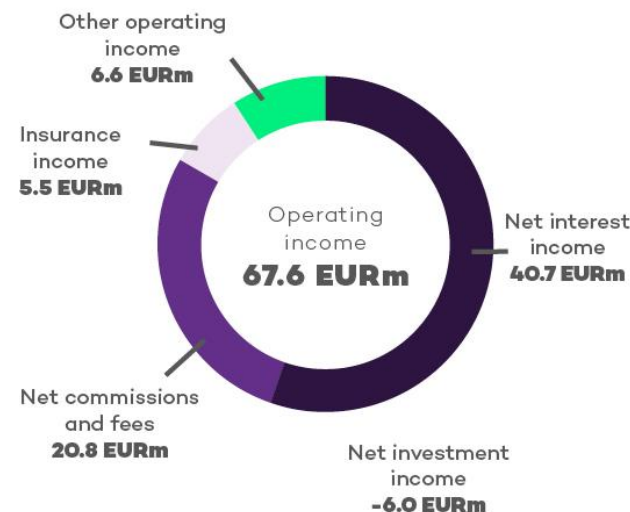
TOTAL ASSETS, EUR MILLION



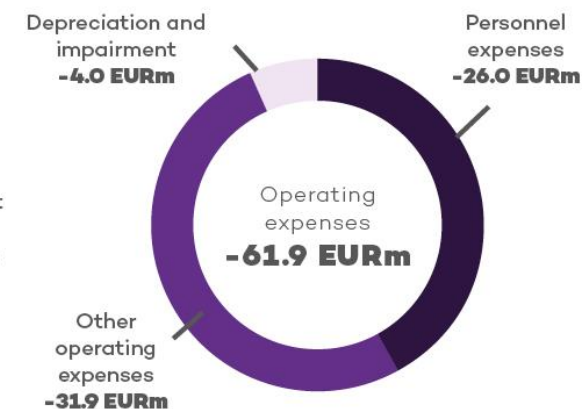
CAPITAL ADEQUACY



OPERATING INCOME, EURM



OPERATING EXPENSES, EURM



# Lending & funding of the Amalgamation

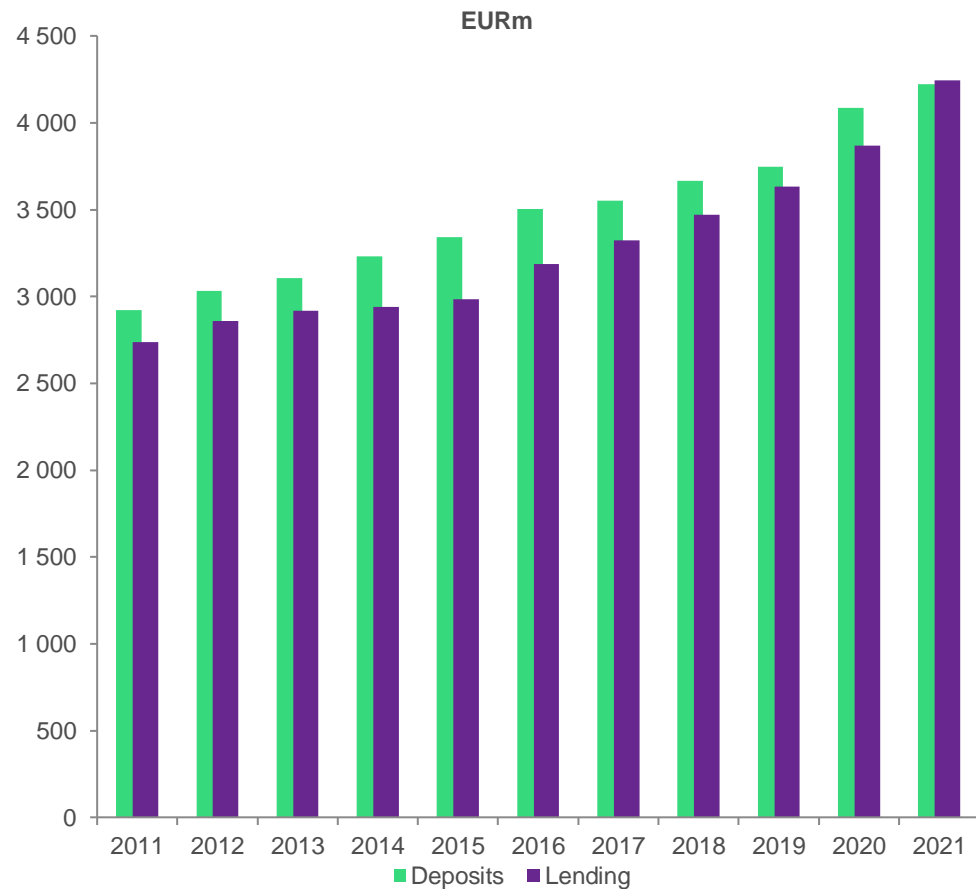
# Development of mortgages



- POP Bank Centre coop has set general targets for group level mortgage business growth at 8% for 2022. The launch of POPMB will benefit the target accomplishment
- Mortgage product business area is focusing development resources to the digital platform (digital application and loan origination process) in the near and mid-term future
- The goal of digital mortgage development is to foster growth cost efficiently and enhance profitability by increasing cross selling capabilities and focusing the resources to more potential customer segments
- In addition to product and service development we expect that mergers will enable better profitability and cost effectiveness in the future

# Lending and deposits

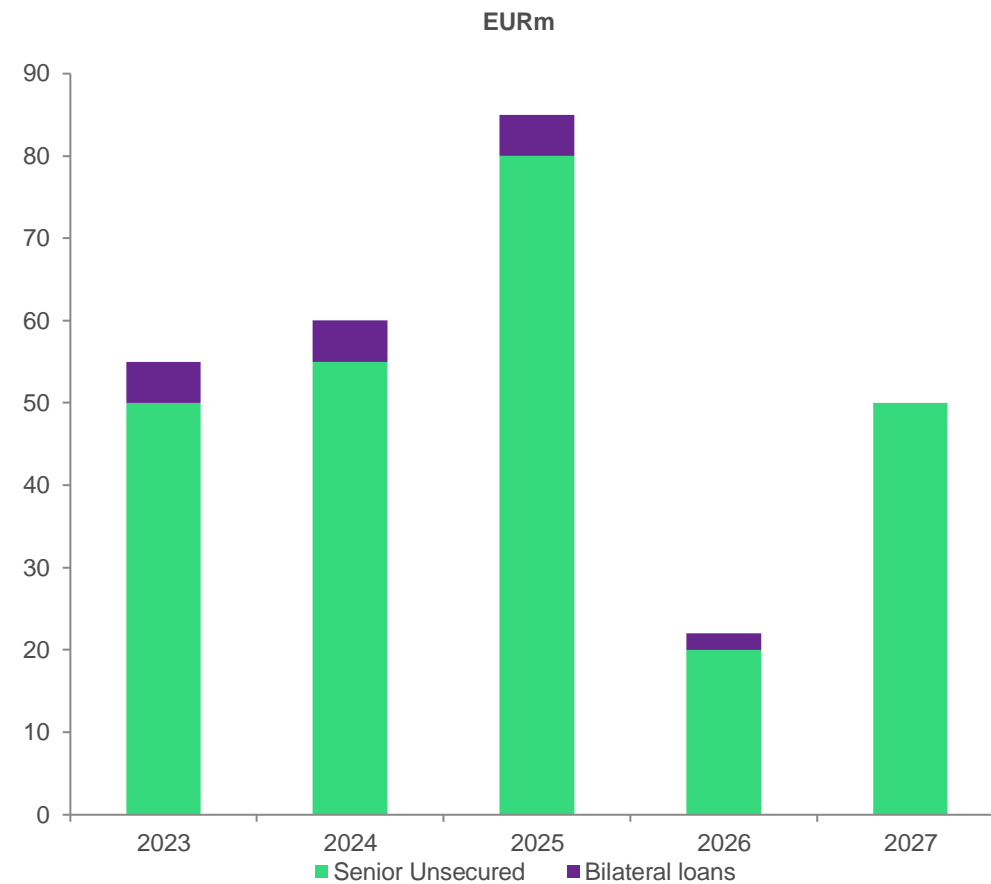
## Loan book funded mainly with deposits



- Steady growth both in deposits and lendings
- Amalgamation has enabled faster growth in lending

## Maturity profile of capital markets funding

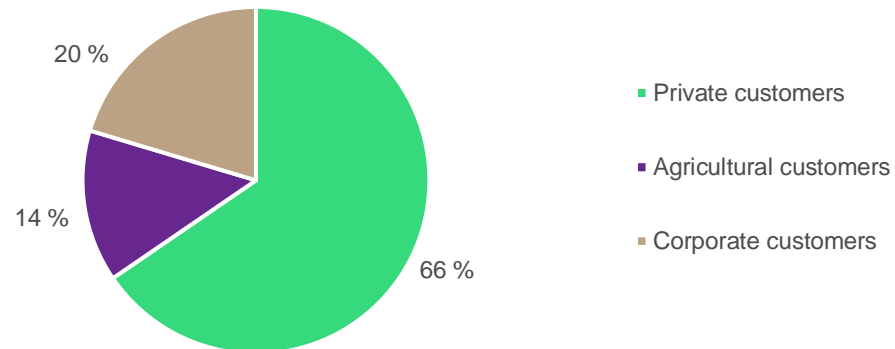
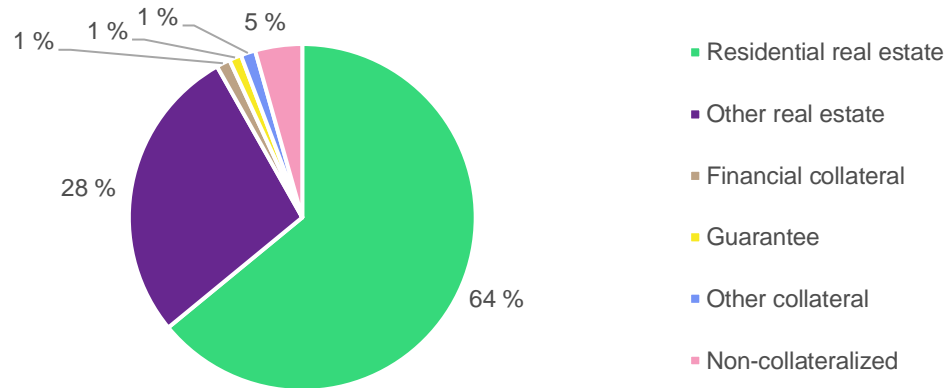
\*As of 2022-05-25



- Funding base has been diversified with a senior MTN programme and a CD-program

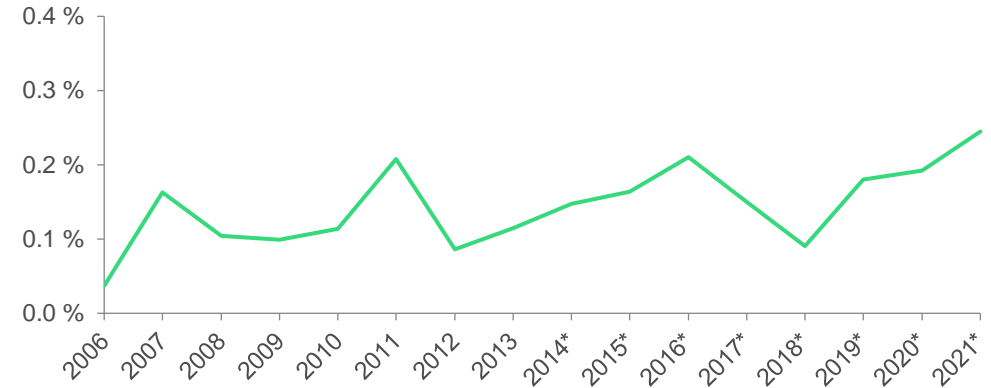
# Low risk and diversified loan portfolio

Loan portfolio structure: collateral and customer type

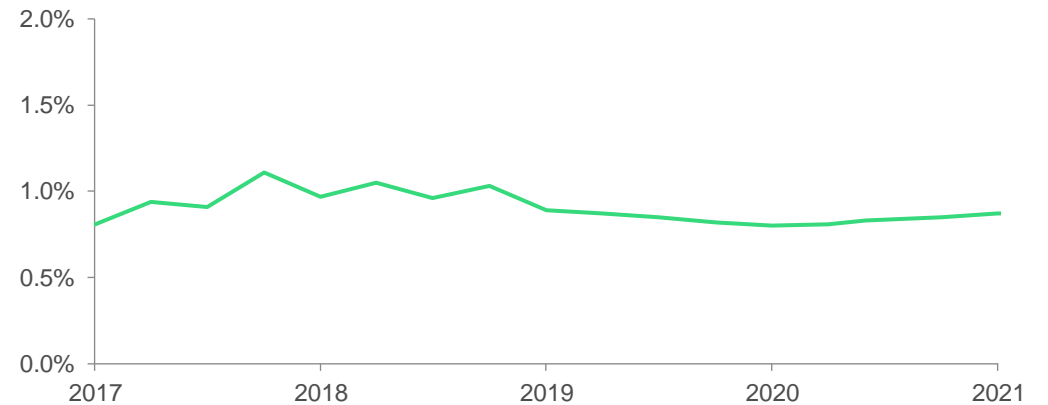


- Total loan portfolio EUR 4.2bn
- Individual housing loans are moderate – average EUR 68,500

Annual impairment losses, %



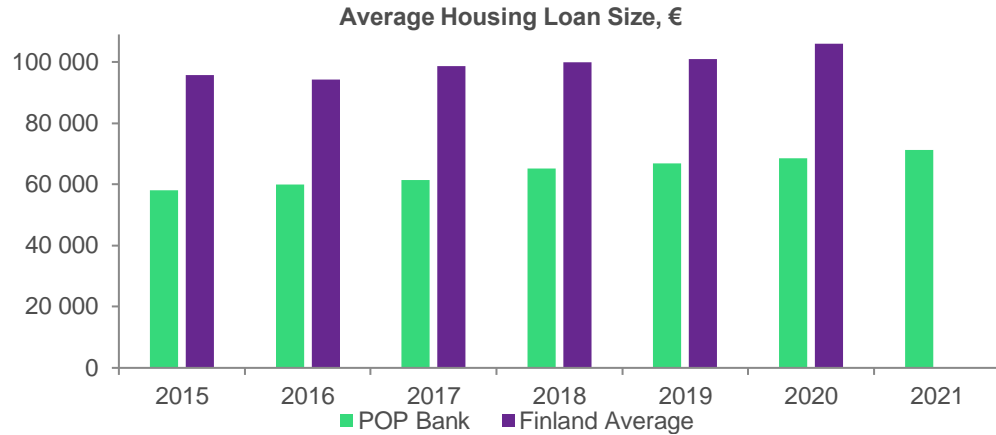
Loans over 90 days past due \*



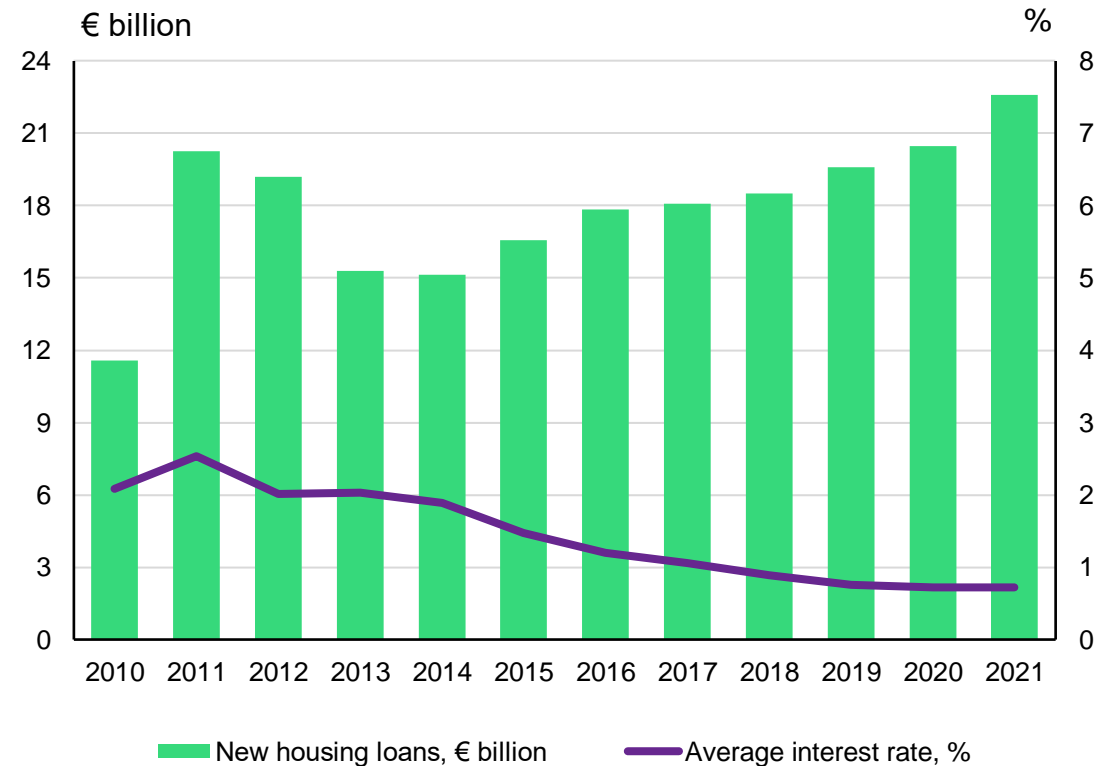
\* Data available only for POP Bank Group

# Housing loan portfolio

## Smaller average size of housing loans and lower probability of payment defaults



- Housing loan portfolio is well diversified; the average size of a housing loan is EUR 68,500 compared to EUR 106,000 of average size of housing loans in Finland in 2020
- The probability of payment defaults is significantly lower due to smaller average housing loan size



# Solid liquidity position

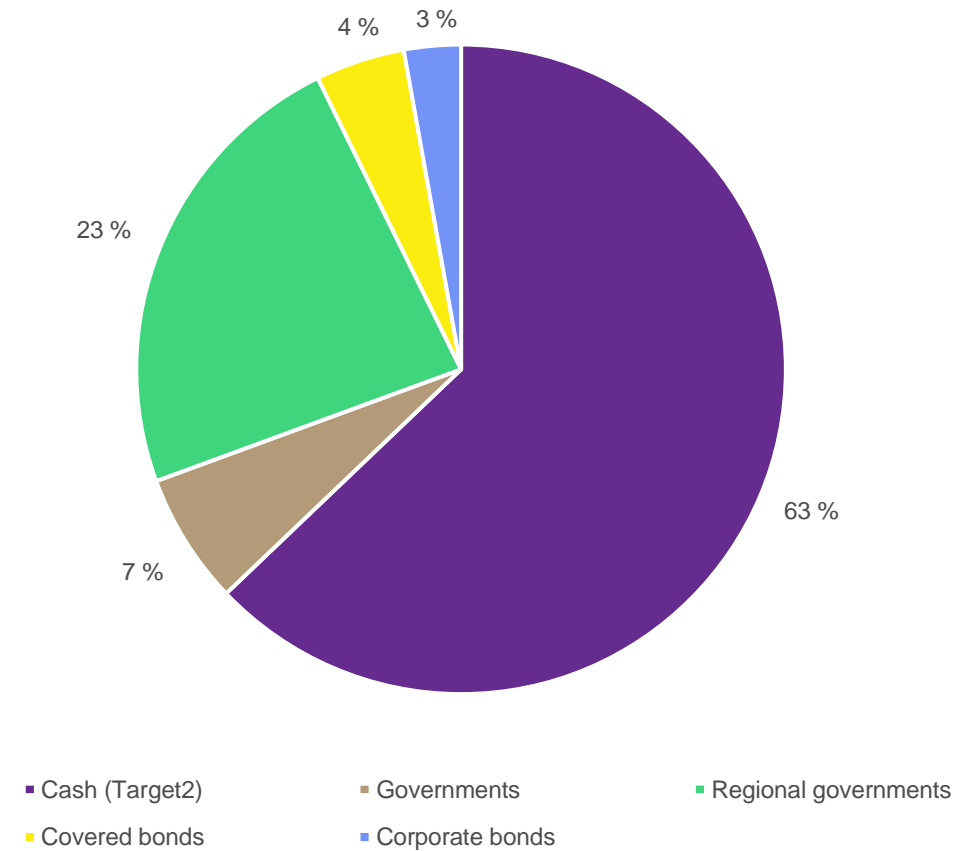
## Loan book funded mainly with deposits

- LCR eligible liquid assets were EUR 458m per 31 Dec 2021
- LCR of the POP Bank Amalgamation was 141.3 (191)% as of 31 Dec 2021

Cash and Target2	62.9 (56.0)%
Other Level 1 assets	34.3 (39.5)%
Governments	6.5%
Regional governments	23.3%
Covered bonds	4.4%
Level 2 assets	2.8 (4.6)%

31 December 2020 figures in parentheses

## LCR - liquid assets per 31.12.2021



# Operating environment

# Solid GDP growth in Finland after pandemic

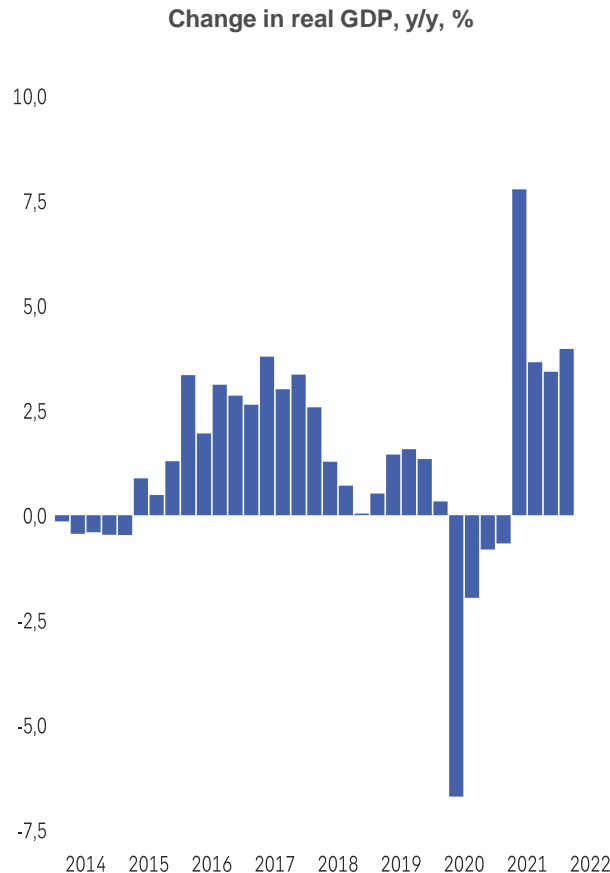
- Economic growth is projected to slow down from 3.5% in 2021 to 1.8% in 2022
- The GDP growth is expected to slow down after 2022 but not significantly
- Inflation rate is a concern also in Finland as in other EU-countries but it is expected to stay at a more moderate level than in Eurozone in general
- Unemployment rate is expected to decrease to 6.8% in 2022 (7.6% in 2021). The unemployment rate has lowered to pre-pandemic level. Some shortage of highly skilled specialised workforce has already been encountered.
- Unemployment benefits (and other benefits for low-income households) are abundant in Finland compared to majority of European countries. Due to a very heavy progression in taxes the disposable income often stays relatively high compared to previous income level in case of unemployment.

	2020	2021	2022	2023
GDP	-2.3	3.5	1.8	1.5
Private consumption	-4.1	3.1	2.0	1.7
Exports	-7.5	4.7	2.8	3.5
Unemployment	7.7	7.6	6.8	6.5
Wages and salaries	1.8	2.3	2.5	2.2
HICP inflation	0.3	2.1	4.5	1.8

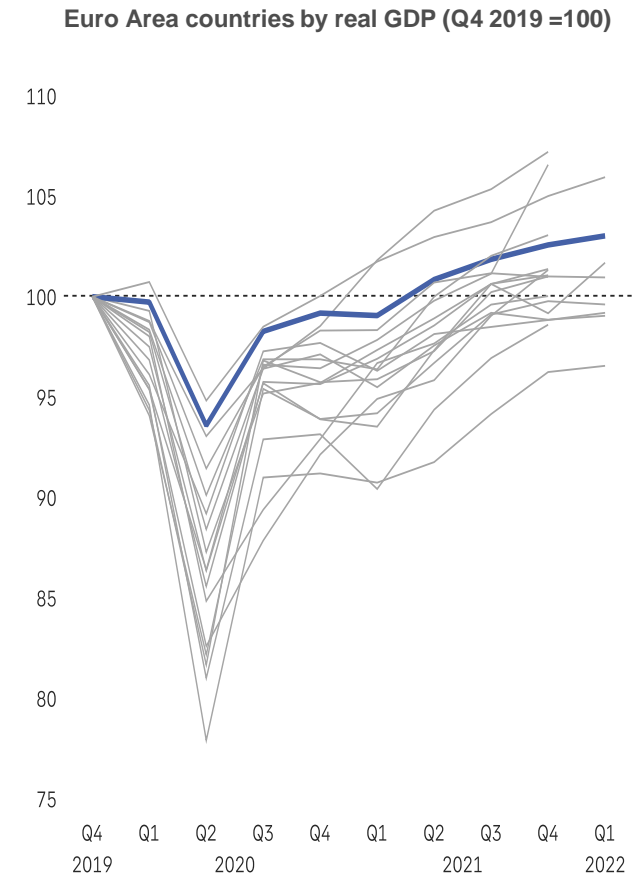
# Finnish economy has fared well

- Companies that were previously hesitant due to the pandemic are now more eager to invest. Capacity utilization in industry remains high, while increased demand for services should also benefit investment.
- Total investments expected to increase by 2.7 percent in 2022 and 1.8 percent in 2023.
- Finland's trade with Russia has steadily declined in recent years. The historic decision to join the NATO alliance will further reduce the connection.

Steady growth continued in 2022 Q1

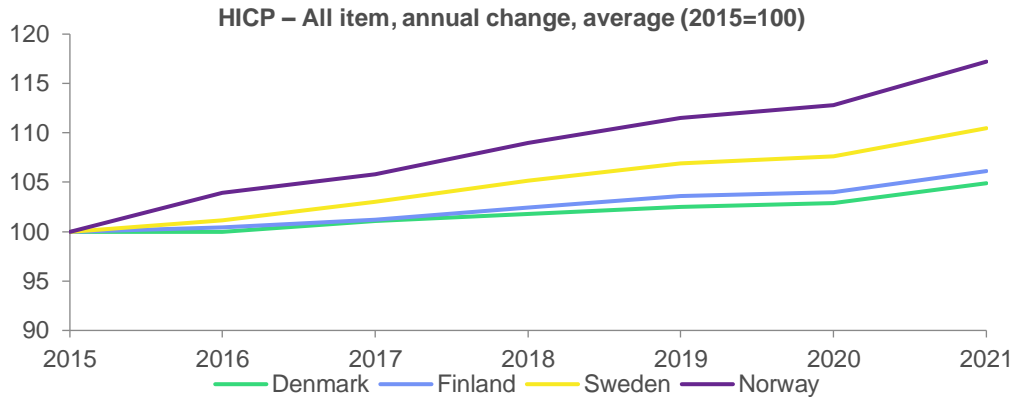


GDP exceeds pre-crises level by far

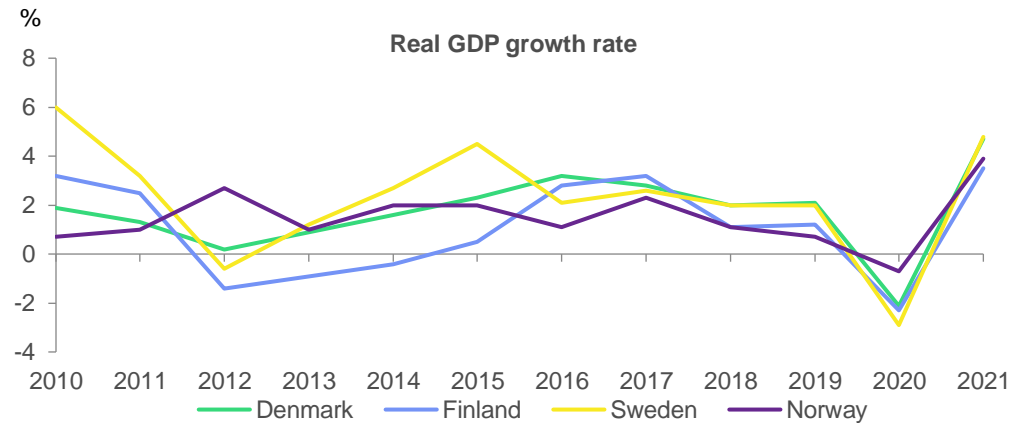


# Growth and improving employment in Finland

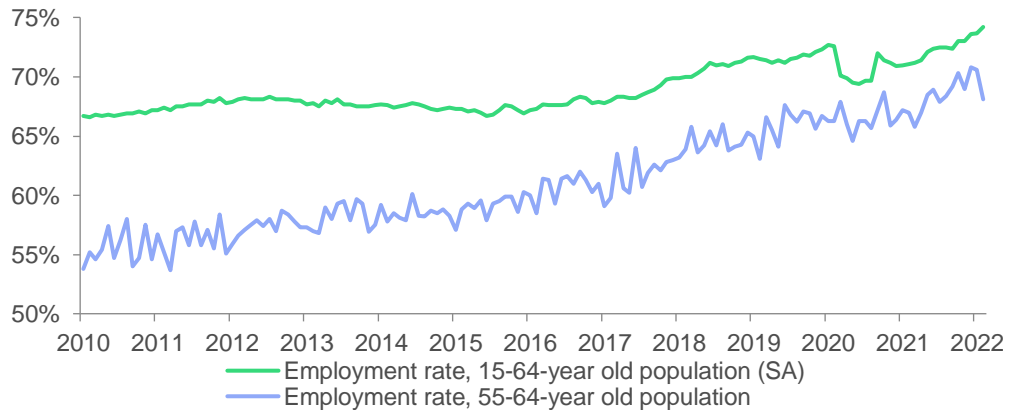
## Inflation



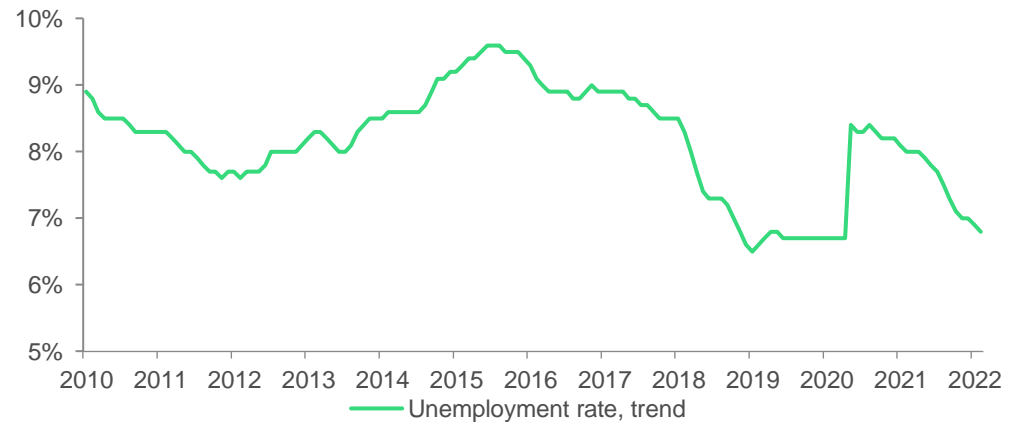
## GDP growth



## Employment rate



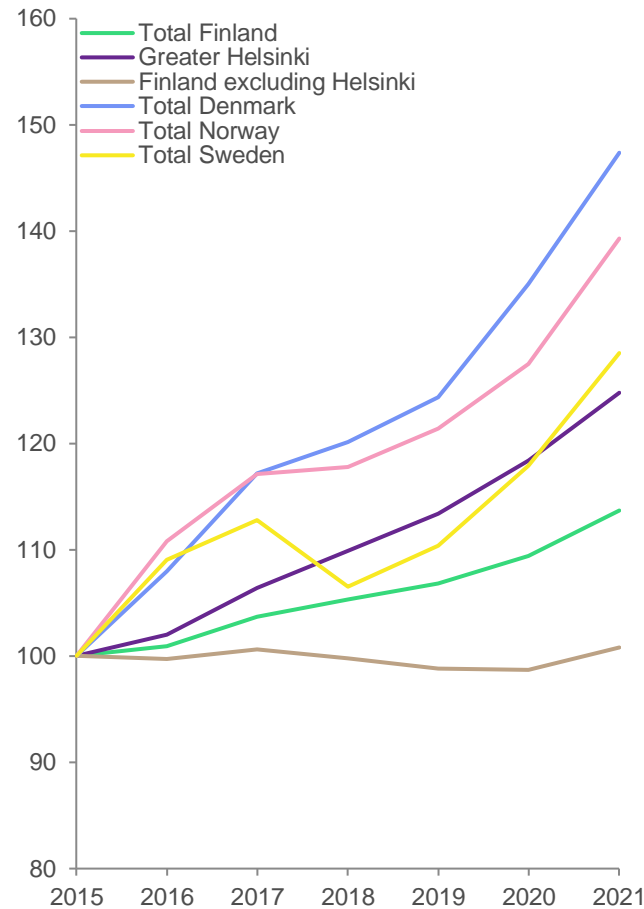
## Unemployment rate



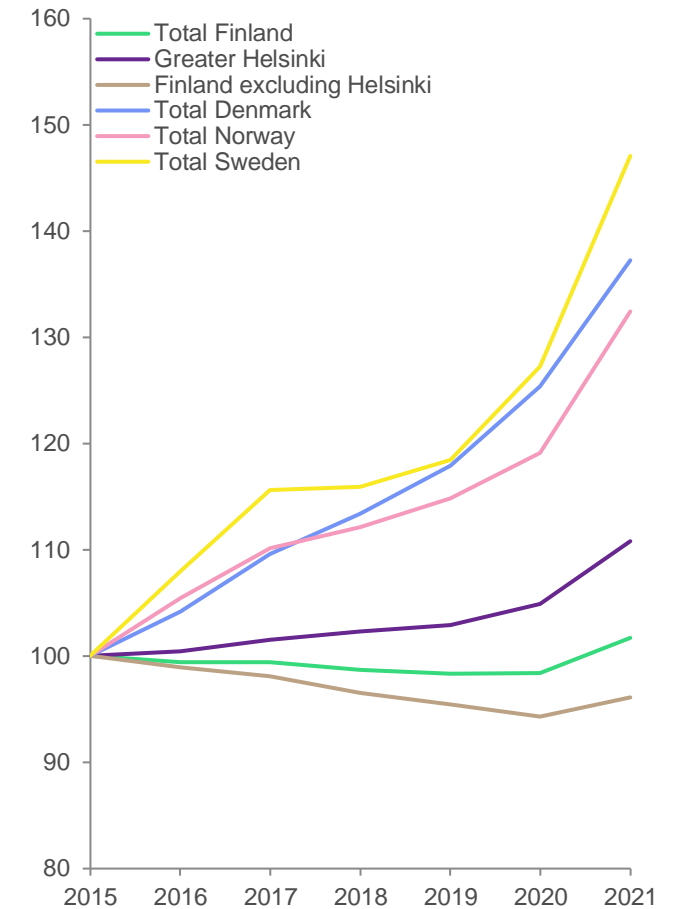
# Evolution of residential property prices in Finland

- The Greater Helsinki region has encountered significant growth in prices but at the same time the development in the rest of Finland has been quite steady
- Overall, the prices have had a relatively moderate growth trend in Finland

Apartment price index (2015 = 100)



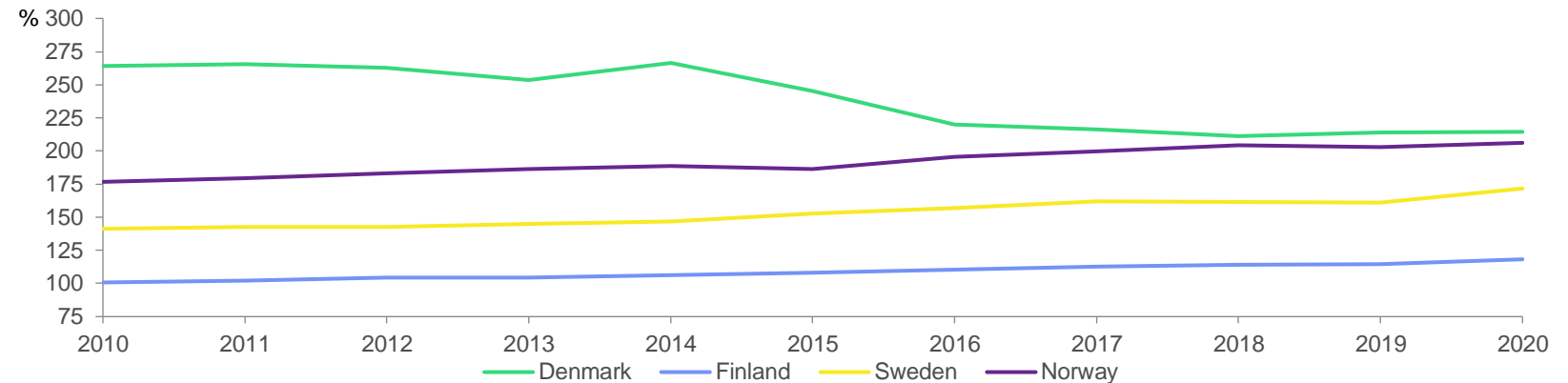
Detached house price index (2015 = 100)



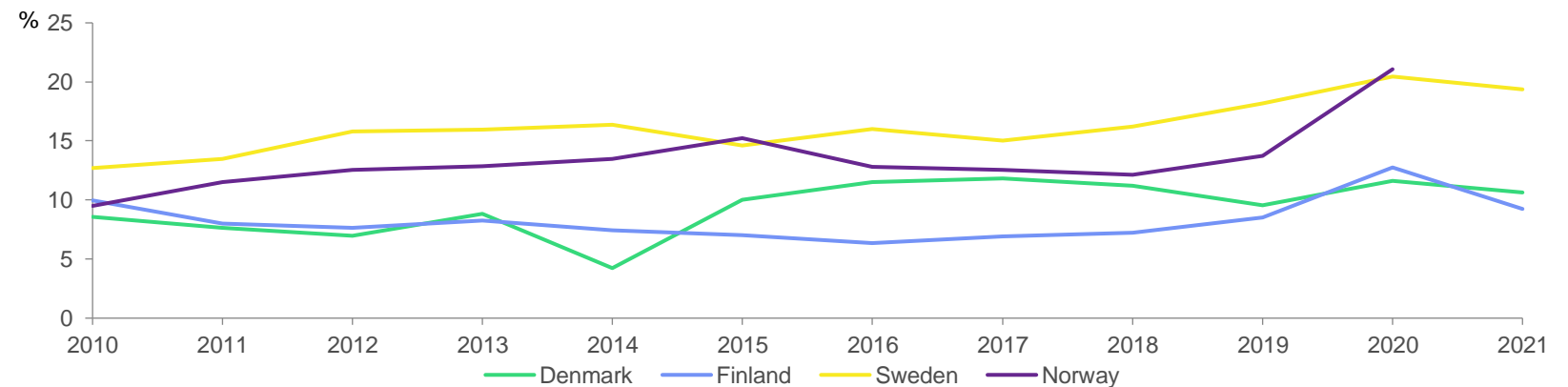
# Housing debt-to-income and saving rate

- Finland's total disposable income has increased steadily and the growth rate of the housing debt has recently slowed down
- Household saving increased dramatically during Covid-19, partly due to a decline in private consumption but has since returned to pre-pandemic levels

Gross debt-to-income ratio of households



Household saving rate

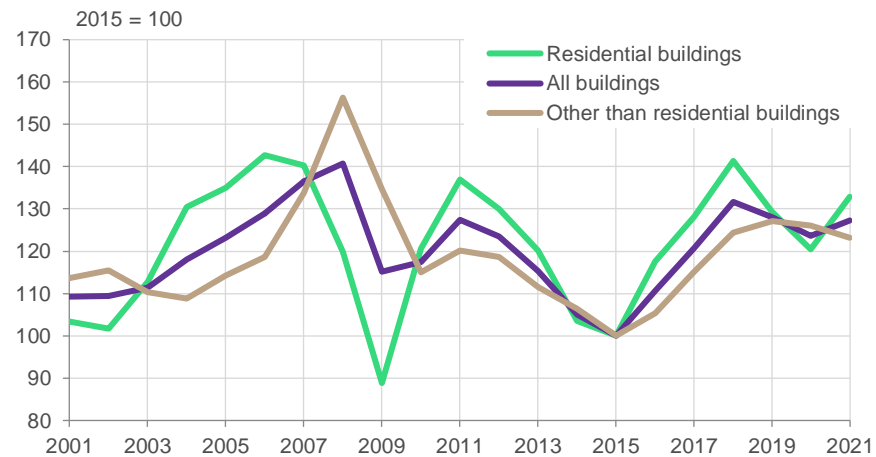


# Finnish housing market

## Completed buildings and dwellings

	2000	2010	2020	2021
<b>All buildings, mil. m³</b>	<b>39.02</b>	<b>35.32</b>	<b>37.21</b>	<b>36.29</b>
Residential	13.56	11.10	12.48	11.83
Commercial and office buildings	6.20	5.56	4.81	4.01
Industrial buildings and warehouses	8.16	7.51	9.33	9.73
Other	11.09	11.15	10.59	10.72
<b>All dwellings, number</b>	<b>35,361</b>	<b>25,428</b>	<b>39,026</b>	<b>37,434</b>
Detached and semi-detached houses	18,170	13,630	10,304	10,124
Blocks of flats	16,772	11,140	28,062	26,887
Residential buildings for communities	18	213	-	-
Dwellings of special groups	-	85	163	100
Other than residential buildings	401	360	497	323

## Volume index of newbuilding



## Prices of dwellings in blocks of flats

Unencumbered average prices		Old dwellings		New dwellings	
		Helsinki region	Rest of Finland	Helsinki region	Rest of Finland
2017	EUR/m²	3,718	1,598	5,206	3,859
2018	EUR/m²	3,874	1,598	5,450	3,997
2019	EUR/m²	3,966	1,590	5,873	4,073
2020	EUR/m²	4,152	1,590	6,262	4,238
2021	EUR/m²	4,380	1,635	6,441	4,376

## Real estate prices

	Old single family houses		Single family house plots	
	Average price EUR/m²	Real price index 2015 = 100	Average price EUR/m²	Real price index 2015 = 100
2015	1,541	100.0	18.6	100
2016	1,549	99.8	21.2	97.8
2017	1,560	97.7	22.7	96.9
2018	1,545	95.0	23.5	101.1
2019	1,588	92.9	22.4	96.9
2020	1,629	94.0	23.1	103.9
2021	1,749	97.8	24.7	109.6

## Average rents of rented dwellings

	Non-subsidised dwellings		Government-subsidised dwellings	
	Helsinki region	Rest of Finland	Helsinki region	Rest of Finland
2017	EUR/m²/month	18.39	12.29	10.72
2018	EUR/m²/month	18.78	12.58	10.80
2019	EUR/m²/month	19.29	12.85	10.92
2020	EUR/m²/month	20.12	12.99	11.05
2021	EUR/m²/month	20.28	13.05	11.13

### Housing benefits, at 2020 prices

2000	EUR 1.1bn
2020	EUR 2.2bn

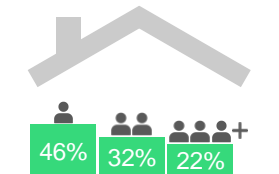
## Total earnings of wage and salary earners

2020 median

Men 3,575  
Women 2,953



## Size of household-dwelling unit 2021



## Average age of first-time buyers

2019

29.7 years



## Average housing loans of household-dwelling units

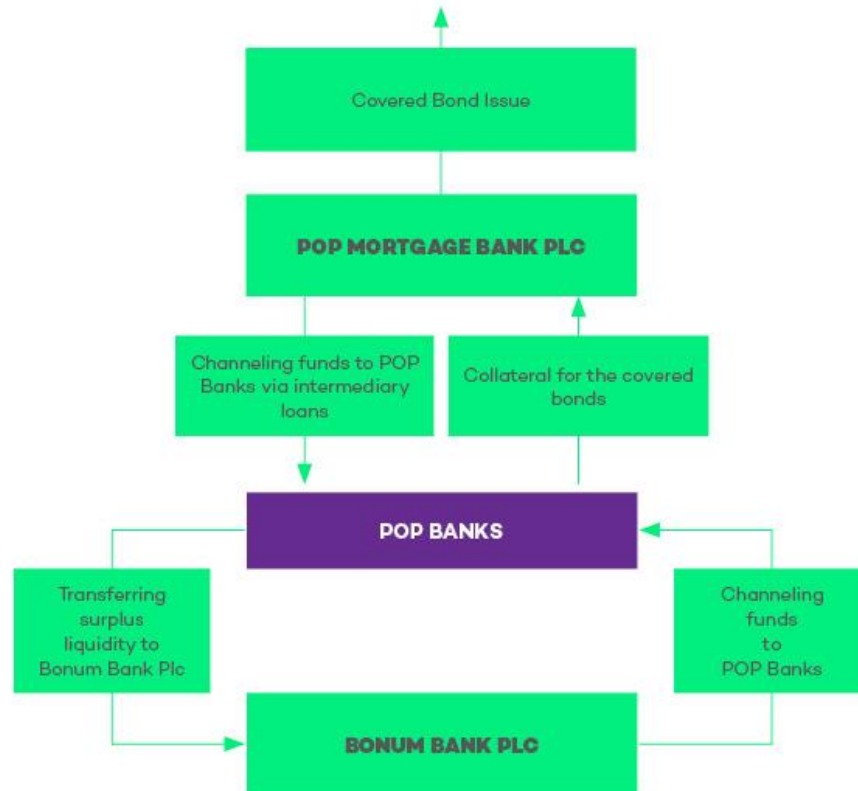
2020



EUR 106,119 per household-dwelling unit

# POP Mortgage Bank

# Business model of POP Mortgage Bank Plc



- POP Mortgage Bank Plc (POPMB) acts as a mortgage bank according to established principles in Finland.
- The POP Bank Centre coop has a 100% ownership of POPMB
- The intermediation mechanism of POPMB's funding is based on the intermediary loan approach where the assets of POPMB consist of receivables from member cooperative banks, whose mortgages have been registered as collateral for the covered bonds issued by POPMB
- Funds acquired will be channelled via the intermediary loans to member credit institutions
- POPMB's key function is to provide long-term funding for member credit institutions as cost-effectively as possible
- The fundamental function of POPMB is to diversify the financial structure of the amalgamation by maintaining the capability of issuing covered bonds
- Bonum Bank Plc (Bonum) steers issue activities of POPMB based on the funding plan of the Amalgamation

# Underwriting criteria

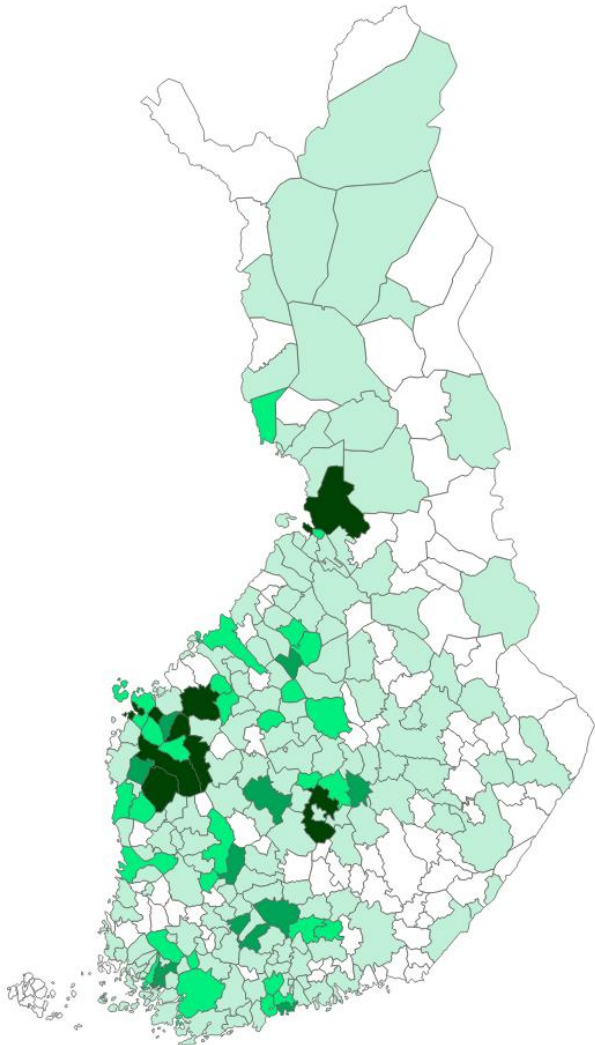
<b>The Group credit policy of mortgage loans</b>	<ul style="list-style-type: none"> <li>• Lending criteria according to the Finnish national standard</li> </ul>
<b>Maximum LTV</b>	<ul style="list-style-type: none"> <li>• In general 85%</li> <li>• 95% for customers purchasing their first home</li> </ul>
<b>General lending criteria</b>	<ul style="list-style-type: none"> <li>• Max 80% of collateral value as main internal rule. Other acceptable collaterals are used, such as government or loan insurance guarantee, forest or other real estate collaterals to some extent (excluded from the pool)</li> </ul>
<b>Assessment of the customer's repayment ability</b>	<ul style="list-style-type: none"> <li>• Affordability calculations are made for all customers, as well as a stress test for 6% interest / max 25 years maturity</li> <li>• Loan expenses should not exceed 45% of the regular net income</li> <li>• As a main rule, no lending to borrowers on furlough (temporarily lay off) schemes</li> <li>• further advance to debtors on a payment holiday is possible, requires a separate loan decision classification, always payment holiday / forbearance classification</li> </ul>
<b>Customer identification</b>	<ul style="list-style-type: none"> <li>• Customer must be identified and verified, also regarding age (+18)</li> </ul>
<b>Income verification</b>	<ul style="list-style-type: none"> <li>• Customer's income is verified by pay slip and/or taxation information</li> </ul>
<b>Credit register</b>	<ul style="list-style-type: none"> <li>• National positive credit register for private individuals expected to be rolled out in spring 2024</li> </ul>

# Cover pool characteristics and criteria (expected)

Key characteristics of the cover pool	
Size of the pool	EUR 330.8 million (nominal)
Collateral type	100% Finnish residential mortgages
Number of loans	7,270
Average loan size	EUR 45,501
WALTV	50.4% indexed / 51.4% unindexed
WA loan seasoning	89.7 months
Non-performing loans	0 %
Loans in arrears	0 %
Interest rate base	95.5% floating / 4.5% fixed
Over-collateralisation	32.3% nominal value / 25.7% collateral value

Customers	<ul style="list-style-type: none"> <li>• Private customers</li> </ul>
Currency	<ul style="list-style-type: none"> <li>• Only EUR</li> </ul>
Max loan size	<ul style="list-style-type: none"> <li>• EUR 3.0 million</li> </ul>
Max maturity	<ul style="list-style-type: none"> <li>• 30 years</li> </ul>
Customer rating	<ul style="list-style-type: none"> <li>• AAA-A</li> </ul>
Max LTV	<ul style="list-style-type: none"> <li>• 100% (of which 80% is accounted for in the pool)</li> </ul>
Interest rate	<ul style="list-style-type: none"> <li>• Euribor, POP Prime, Fixed</li> </ul>

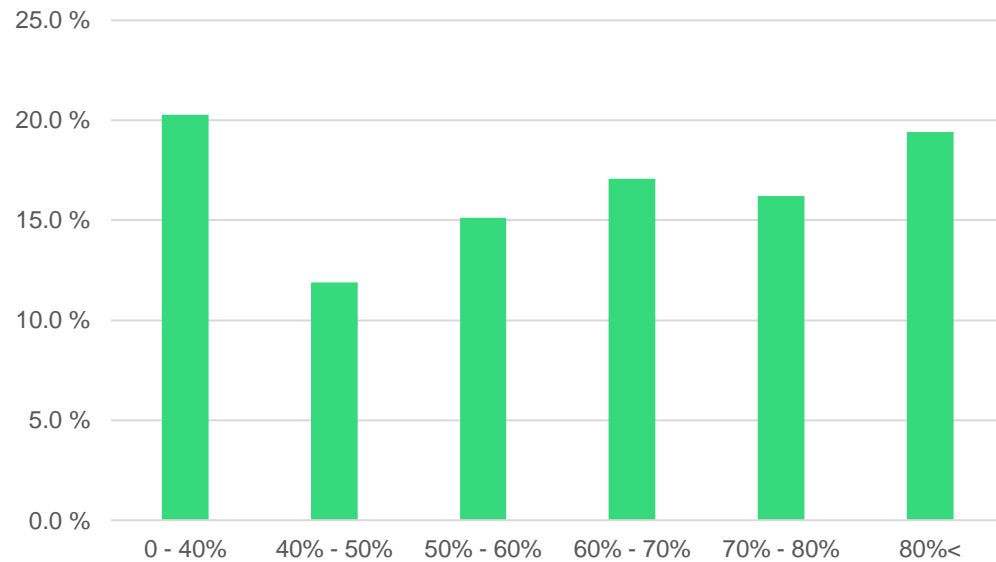
# Geographical distribution (expected)



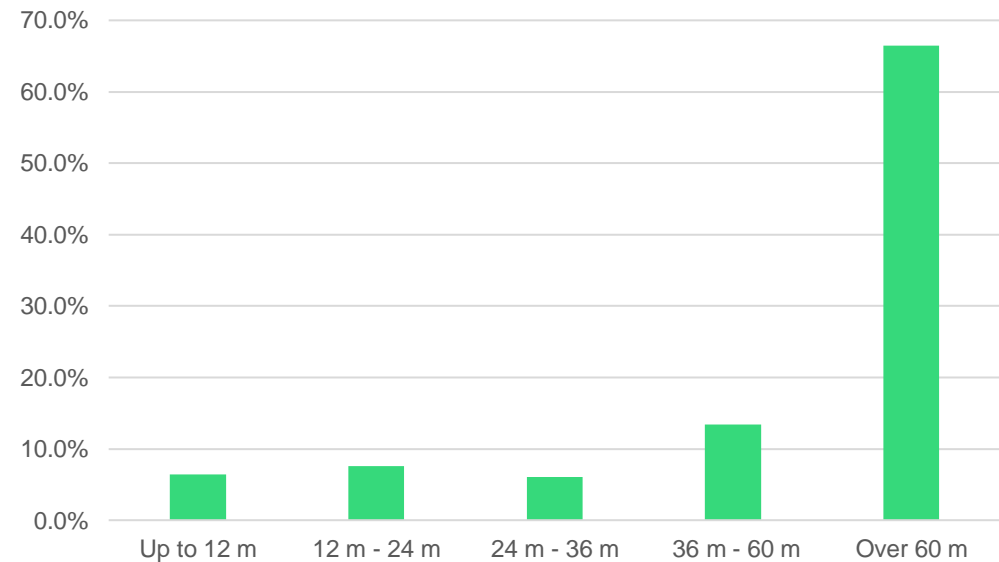
Region	Major City	Share	mEUR
South Ostrobothnia	Seinäjoki	25.5%	84.2
Central Finland	Jyväskylä	15.3%	50.4
North Ostrobothnia	Oulu	11.6%	38.3
Ostrobothnia	Vaasa	11.5%	38.0
Varsinais-Suomi	Turku	11.4%	37.8
Uusimaa	Helsinki	6.7%	22.2
Pirkanmaa	Tampere	6.2%	20.5
Satakunta	Pori	3.3%	10.9
Päijät-Häme	Lahti	2.4%	7.9
Others		6.2%	20.5

# LTV distribution and loan seasoning (expected)

LTV distribution of the pool

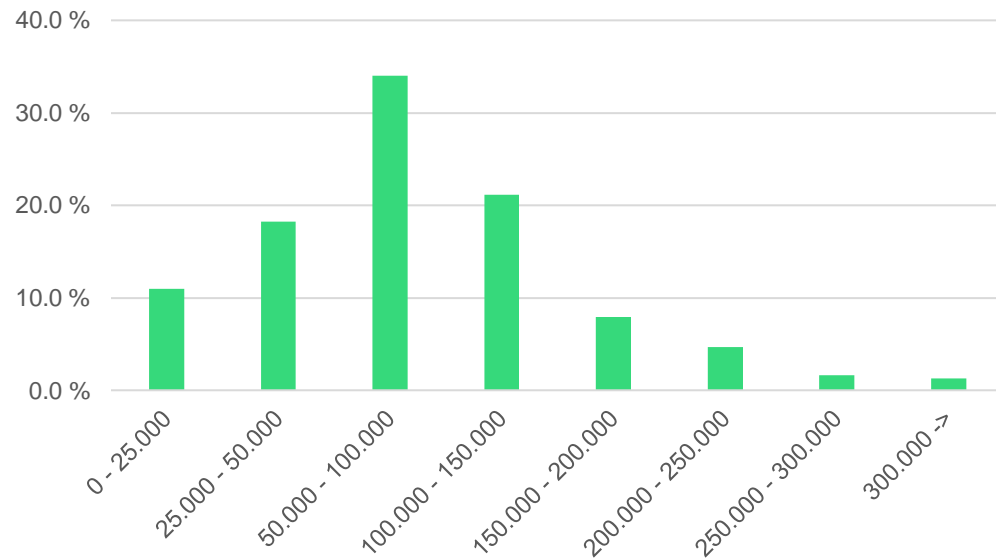


Loan seasoning of the pool



# LTV distribution and loan seasoning (expected)

Loan size buckets (EUR)



Cover pool maturity profile



# Contemplated transaction

# Indicative terms and conditions

Issuer:	POP Mortgage Bank Plc
Status:	Covered Bond backed by 100% Finnish residential mortgages
Exp. Issue Rating:	AAA by S&P
Amount:	EUR sub-benchmark, LCR level 2A
Tenor:	[5] years (soft-bullet)
Coupon:	Fixed, payable annually, Act/Act (ICMA), following, unadjusted
Redemption Price:	100%
Documentation:	Issuer's EUR 1bn Programme for the Issuance of Covered Bonds
Listing / Clearing:	Nasdaq Helsinki / Euroclear Finland
Denominations:	EUR 100,000 + EUR 100,000
Target Market:	MiFID II Eligible counterparties and professional clients only
Lead Managers:	LBBW, Nordea, SEB

# Contact information

**Jaakko Pulli, CEO, POP Bank Centre coop**

Email: [jaakko.pulli@poppankki.fi](mailto:jaakko.pulli@poppankki.fi)

Tel: +358 50 4200 925

**Timo Hulkko, CEO, POP Mortgage Bank Plc**

Email: [timo.hulkko@poppankki.fi](mailto:timo.hulkko@poppankki.fi)

Tel: + 358 500 894 008

**Tony Tötterström, Deputy CEO, POP Mortgage Bank Plc**

Email: [tony.totterstrom@poppankki.fi](mailto:tony.totterstrom@poppankki.fi)

Tel: +358 505 306 623

# Appendix

# Overview of the POP Bank Group

<b>Group</b>	The POP Bank Group is a Finnish financial group that offers retail banking services for private customers, small and medium-sized enterprises, in addition to providing private customers with non-life insurance services.
<b>Alliance</b>	POP Bank Group consists of 19 cooperative POP Banks, POP Bank Centre coop, central credit institution Bonum Bank Plc, POP Mortgage Bank Plc and online insurance company Finnish P&C Insurance Ltd (branded POP Insurance). POP Banks formed the amalgamation of POP Banks in December 2015.
<b>History</b>	Majority of POP Banks are over 100 years old and are owned by the co-operative members. POP Banks focus on customer experience and take pride in having the most satisfied customers in Nordic region and the best customer service in Finland.
<b>Vision and Mission</b>	The Group's vision is to be a bank that combines personal and digital services, thus providing the highest level of customer satisfaction and a rapid decision-making process. The POP Bank Group focuses on building long-term customer relationships and continuously renewing its ways of working to ensure that its vision materialises through its customer service, product offering, pricing and operational efficiency.
<b>Financials</b>	POP Bank Group has a strong financial position, and the capital adequacy is among the best bank groups in Finland.
<b>Rating</b>	S&P Global has affirmed a rating 'BBB' to Bonum Bank Plc with stable outlook.

# The Group's key figures and ratios

Key income figures (EUR 1,000)	1 Jan - 31 Dec 2021	1 Jan - 31 Dec 2020	1 Jan-31 Dec 2019
Net interest income	78,338	74,099	69,318
Net commissions and fees	36,326	31,049	30,013
Insurance income	13,192	11,611	10,913
Net investment income	10,028	1,298	15,588
Personnel expenses	-50,655	-43,531	-42,843
Other operating expenses	-55,464	-51,978	-47,927
Impairment losses on financial assets	-10,390	-7,468	-6,528
Profit before tax	44,670	12,919	26,150

Key balance sheet figures (EUR 1,000)	31 Dec 2021	31 Dec 2020	31 Dec 2019
Loan portfolio	4,243,829	3,868,147	3,635,488
Deposit portfolio	4,222,364	4,086,045	3,746,305
Insurance contract liabilities	52,692	43,915	38,606
Equity capital	552,809	517,242	508,435
Balance sheet total	5,357,697	5,098,398	4,535,557

Key ratios	31 Dec 2021	31 Dec 2020	31 Dec 2019
Cost to income ratio	68.8%	83.6%	75.1%
Return on assets, ROA %	0.7%	0.2%	0.5%
Return on equity, ROE %	6.9%	2.2%	4.3%
Equity ratio, %	10.3%	10.1%	11.2%
Common equity Tier 1 capital ratio, (CET1) %	19.2%	19.9%	19.8%
Capital adequacy ratio, (TC) %	19.2%	19.9%	19.9%

# POP Bank Group insurance segment - key figures 2021

Rapidly growing and highly scalable digital business model

- Online P&C Insurance company
- Non-life insurance to private customers
- Modern and scalable system, white-labeling readiness
- Established player in car insurances
- Very satisfied customers – 9 out of 10 recommends

Gross Premiums Written  
**EUR 48.0m**  
(EUR 46.0m)

Loss Ratio  
**71%**  
(73%)

Expense Ratio  
**21%**  
(22%)

Operating Profit  
**EUR 5.0m**  
(EUR 2.9m)

Active Customers  
**171,600**  
(156,500)

Active Policies  
**258,200**  
(238,300)

Customer Retention  
**77%**  
(76%)

Premium per Customer  
**EUR 289**  
(EUR 300)

Personnel  
**124**

Premium per Employee  
**EUR 387,000**

Customers by Channel  
Online 64%  
Telesales 20%  
Banks 10%  
Car dealers 6%

Sales Market Share  
Motor Insurance 12%

# POP Bank Group & ESG

## Themes of our responsibility program

Promoting sustainable financing and investing and thereby mitigating climate change

Transparent business operations

Supporting local success, vitality and well-being

Ensuring the equality of employees and promoting diversity and well-being at work

Preventing a shadow economy, corruption and money laundering

## ESG monitoring and reporting

- The POP Bank Group's mission is to support its customers' financial well-being and local success. This is reflected in the Group's approach to lending, investing operations and the environment
- The POP Bank Group has been reporting its responsibility work in accordance with the Global Reporting Initiative (GRI) framework since 2020. The Group publishes NFI as part of its Annual Report
- The operational management of matters related to responsibility has been integrated into normal day-to-day business operations. The guidelines are reviewed annually by the Executive Board and the Board of Directors, and policies and principles are updated to support operations as necessary
- The Group has an ESG Working Group that reviews the ESG related legislation and how to integrate the changes to its business operations and models

# Disclaimer

# Disclaimer

THIS PRESENTATION AND ITS CONTENTS ARE CONFIDENTIAL AND NOT FOR RELEASE, PUBLICATION OR DISTRIBUTION, IN WHOLE OR IN PART, DIRECTLY OR INDIRECTLY, IN OR INTO THE UNITED STATES, AUSTRALIA, CANADA, HONG KONG, SOUTH AFRICA, JAPAN, NEW ZEALAND OR SINGAPORE OR ANY JURISDICTION WHERE SUCH RELEASE, PUBLICATION OR DISTRIBUTION IS UNLAWFUL.

This presentation has been prepared by POP Mortgage Bank Plc (the “Bank”) and POP Bank Group (the “Group”) solely for your information and is strictly confidential. This presentation may not be reproduced, redistributed or passed on, directly or indirectly, in whole or in part, to any other person (whether within or outside your organization or firm) or published in whole or in part, for any purpose or under any circumstances. Failure to comply with this restriction may constitute a violation of applicable laws.

No person has been authorised to give any information or to make any representation not contained in or not consistent with this presentation or any information supplied by the Bank or the Group or such other information as is in the public domain and, if given or made, such information or representation should not be relied upon as having been authorised by the Bank or the Group, or any of their advisors or representatives or Nordea Bank Abp (the “Lead Manager”) nor any of its respective affiliates, advisors or representatives.

The Bank considers issuance of covered bonds (the “Covered Bonds”). The Lead Manager is acting for the Bank as arranger and lead manager of the offering, issue and listing of the Covered Bonds and is not acting for anyone else in connection with the offering, issue and listing and will not be responsible to anyone other than the Bank for providing the protections afforded to their respective clients nor for providing any advice in relation to the offering, issue and listing of the Covered Bonds or the contents of this presentation. Neither the delivery of this presentation nor any sale made hereunder shall, under any circumstances, create any implication that there has been no change in the affairs of the Bank since the date of this presentation or that the information herein is correct as of any time subsequent to the date of this presentation.

This presentation is an advertisement and not a prospectus for the purposes of applicable measures implementing Regulation (EU) 2017/1129 of the European Parliament and of the Council and as such does not constitute an offer to sell or the solicitation of an offer to purchase securities. In making an investment decision, each investor must rely on its own examination, analysis and enquiry of the Bank and the terms and conditions of the Covered Bonds, including the risks and potential benefits involved, and must not rely on any communication (whether written or oral), information or explanation of the Lead Manager and/or the Bank and/or the Group as an advice or as a recommendation to enter into any transaction. Neither the Bank, the Group, the Lead Manager nor any of its respective affiliated parties or representatives, are making any representation to any offeree or subscriber of the Covered Bonds regarding the legality of the investment by such person. Investors are required to make their independent assessment of the legal, tax, business, financial and other consequences of an investment in the Covered Bonds.

No representation or warranty is made by the Bank, the Group or the Lead Manager as to the accuracy or completeness of the information of this presentation. Neither the Bank, the Group nor any of their advisors or representatives nor the Lead Manager nor any of its respective affiliates, advisors or representatives accepts any liability whatsoever (in negligence or otherwise) for any cost or loss howsoever arising from any information contained in this presentation whether written, oral or in a visual or electronic form, and howsoever transmitted or made available.

Certain statements in this presentation are based on the beliefs of the Bank’s and the Group’s management as well as assumptions made by and information currently available to it, and such statements may constitute forward-looking statements and forecasts. Such forward-looking statements and forecasts involve known and unknown risks, uncertainties and other important factors that could cause the actual financial condition or achievements of the Bank, the Group or the state of the Finnish economy to differ materially from any future financial condition of achievements expressed or implied by such forward-looking statements and forecasts. The forward-looking statements and forecasts are not guarantees of the future operational performance or financial condition of the Bank or the Group, and nothing contained in this presentation is, or shall be relied upon as, a promise or representation by the Bank, the Group or the Lead Manager as to the future. Any risks to which the Bank or the Group is exposed could cause the Bank’s and the Group’s actual financial condition to differ materially from that expressed in any forward-looking statement or forecast. Should one or more of such risks or uncertainties materialise, or should any underlying assumptions prove to be incorrect, the Bank’s or the Group’s actual financial condition or their ability to fulfil their obligations under the Covered Bonds could differ materially from that described herein as anticipated, believed, estimated or expected. The Bank and the Group do not intend and do not assume any obligation to update any forward-looking statements or forecasts contained herein unless required by applicable legislation.

This presentation is not an offer for subscription for the Covered Bonds. Therefore, information in this presentation shall not constitute an offer to sell or a solicitation of an offer to buy any Covered Bonds. The Covered Bonds may not be offered, sold, resold, transferred or delivered, directly or indirectly, in or into the United States, Australia, Canada, Hong Kong, South Africa, Japan, New Zealand, Singapore, or any resident thereof, or any other jurisdiction in which it would not be permissible to offer them. This communication does not constitute or form an offer to purchase or subscribe for any Covered Bonds in the United States. No action has been or will be taken in any jurisdiction to permit a public offering of the Covered Bonds in which action for that purpose is required. This communication has not been approved by any regulatory authority.

This document is not an offer for sale nor a solicitation of an offer to buy any securities in the United States (including any of its states, its territories and possessions). These materials are not for distribution, directly or indirectly, in or into the United States. The Notes referred to herein have not been and will not be registered under the U.S. Securities Act of 1933 (the “Securities Act”) or the laws of any state of the United States. Consequently, the Covered Bonds may not be offered, sold, pledged or otherwise transferred directly or indirectly in or into the United States except in accordance with the registration requirements of the Securities Act or an exemption therefrom. No public offering of the Covered Bonds is being made in the United States.

The background of the slide is a photograph of a modern, multi-story building with large windows and balconies. The entire image is covered with a semi-transparent purple overlay. The text "Thank you!" is centered in the middle of the slide in a white, sans-serif font.

# Thank you!